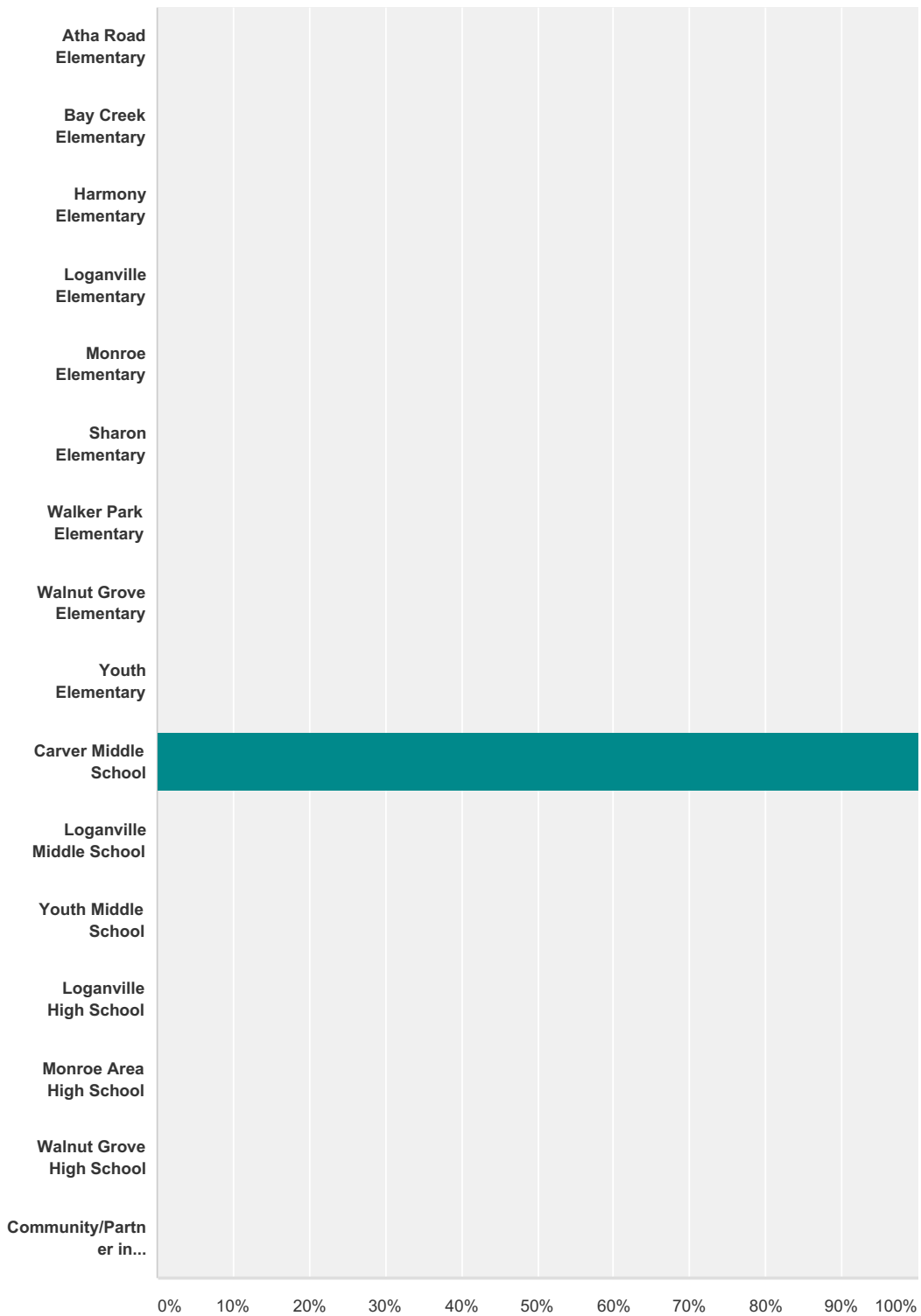


### Q1 My child attends the following school: (Please complete a survey for each child)

Answered: 56 Skipped: 0

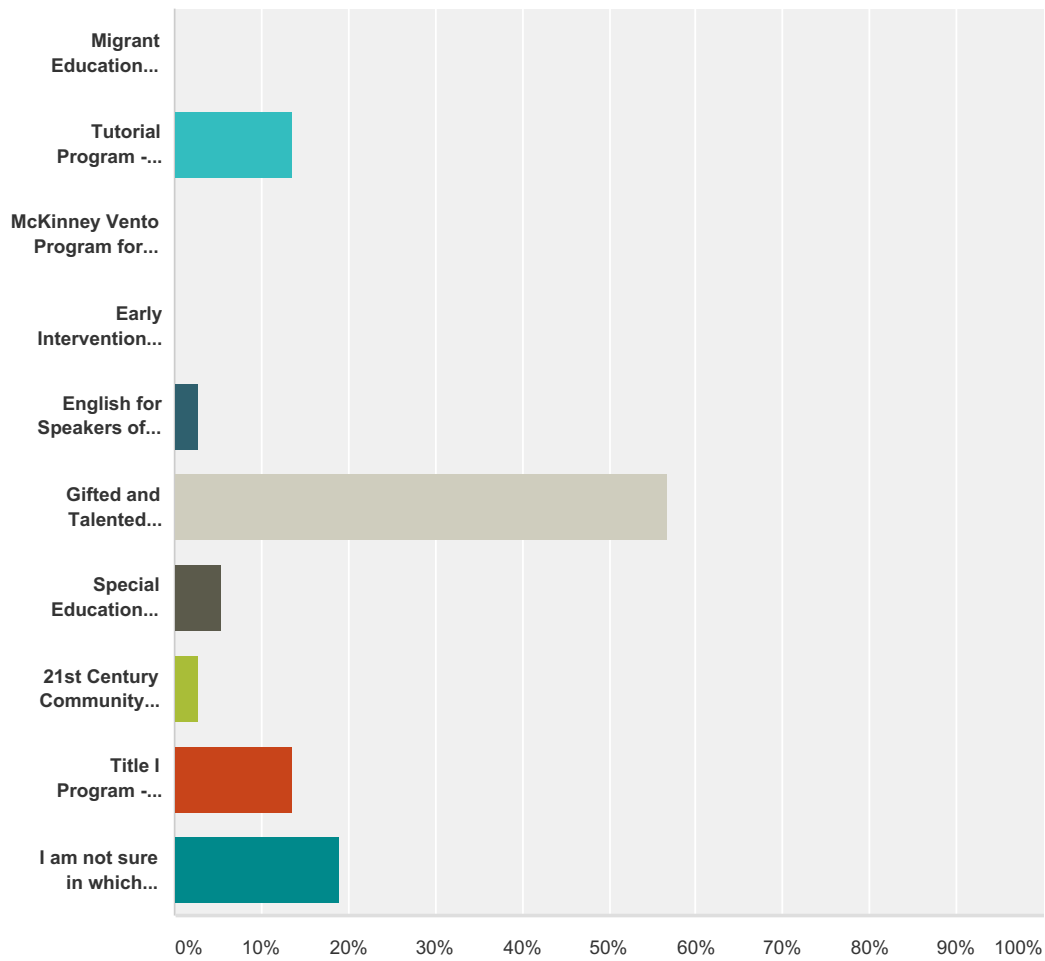


Answer Choices	Responses
----------------	-----------

Atha Road Elementary	0.00%	0
Bay Creek Elementary	0.00%	0
Harmony Elementary	0.00%	0
Loganville Elementary	0.00%	0
Monroe Elementary	0.00%	0
Sharon Elementary	0.00%	0
Walker Park Elementary	0.00%	0
Walnut Grove Elementary	0.00%	0
Youth Elementary	0.00%	0
Carver Middle School	100.00%	56
Loganville Middle School	0.00%	0
Youth Middle School	0.00%	0
Loganville High School	0.00%	0
Monroe Area High School	0.00%	0
Walnut Grove High School	0.00%	0
Community/Partner in Education/School Council Representative	0.00%	0
<b>Total</b>		<b>56</b>

## Q2 Which of the following programs serves your child? (Check all that apply):

Answered: 37 Skipped: 19

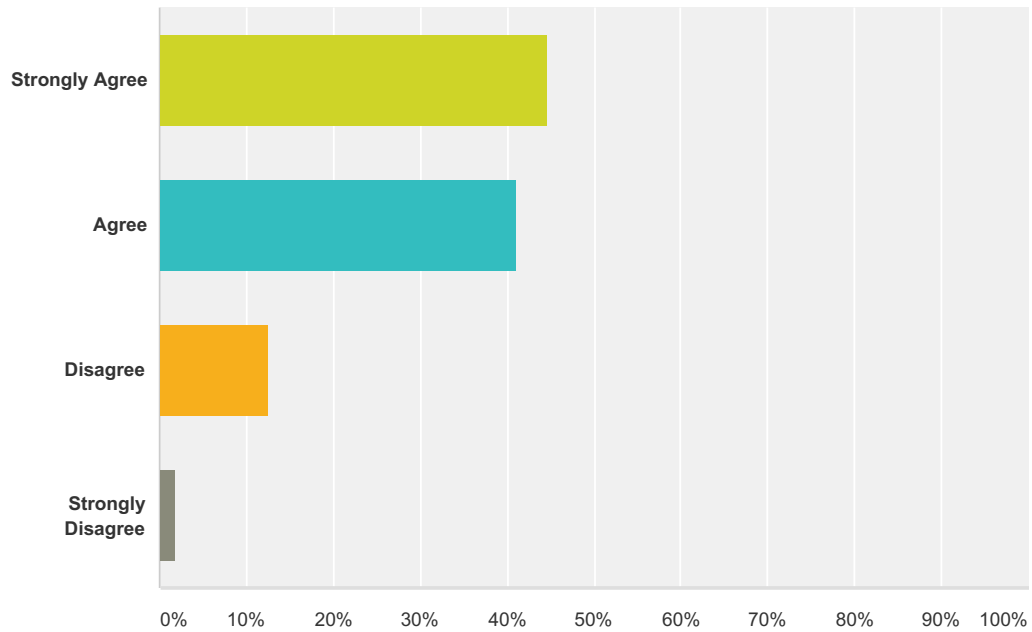


Answer Choices	Responses
Migrant Education Program	0.00% 0
Tutorial Program - (after school, during school or Saturday school)	13.51% 5
McKinney Vento Program for Homeless Children and Youth	0.00% 0
Early Intervention Program (EIP) - Elem. Schools	0.00% 0
English for Speakers of Other Languages (ESOL) Program	2.70% 1
Gifted and Talented Program	56.76% 21
Special Education Program	5.41% 2
21st Century Community Learning Centers (CCLC) / LEAP	2.70% 1
Title I Program - Services provided by a Title I Schools	13.51% 5
I am not sure in which programs my child participates.	18.92% 7

Total Respondents: 37

### Q3 My child's teacher(s) adequately address my child's specific individualized learning needs.

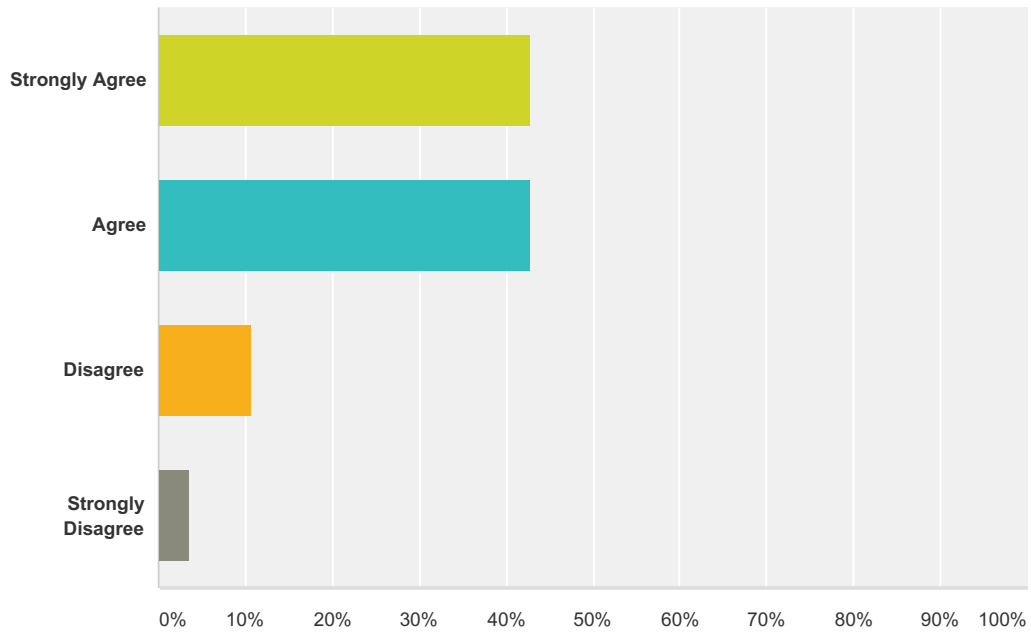
Answered: 56 Skipped: 0



Answer Choices	Responses	
Strongly Agree	44.64%	25
Agree	41.07%	23
Disagree	12.50%	7
Strongly Disagree	1.79%	1
<b>Total</b>		<b>56</b>

### Q4 I am satisfied with the services and support provided by the school to help my child academically.

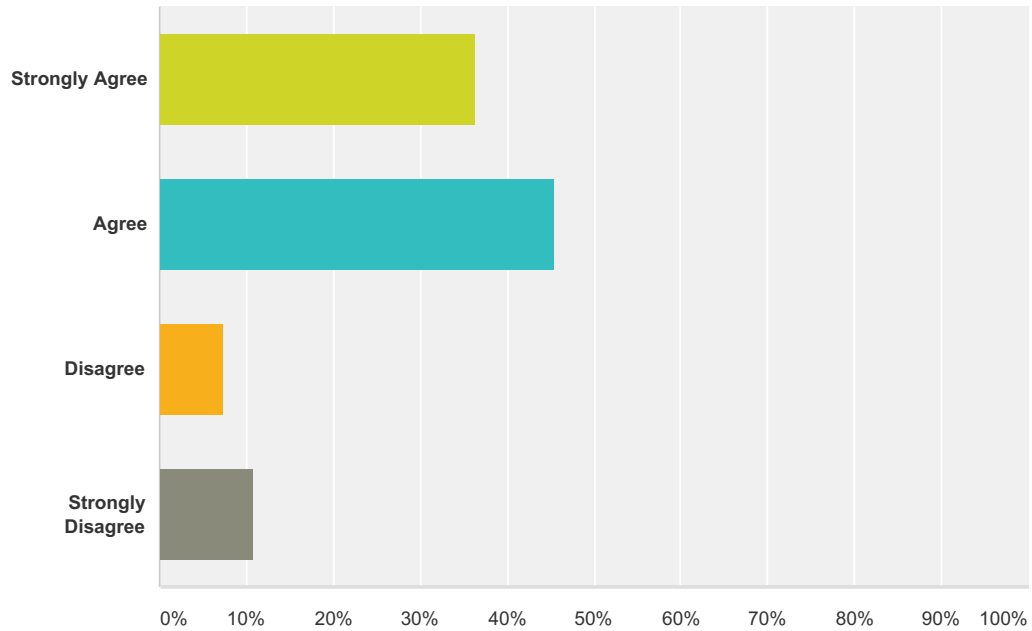
Answered: 56 Skipped: 0



Answer Choices	Responses	
Strongly Agree	42.86%	24
Agree	42.86%	24
Disagree	10.71%	6
Strongly Disagree	3.57%	2
<b>Total</b>		<b>56</b>

### Q5 Teachers regularly inform me about my child's academic progress in English Language Arts, Math, Science, and Social Studies.

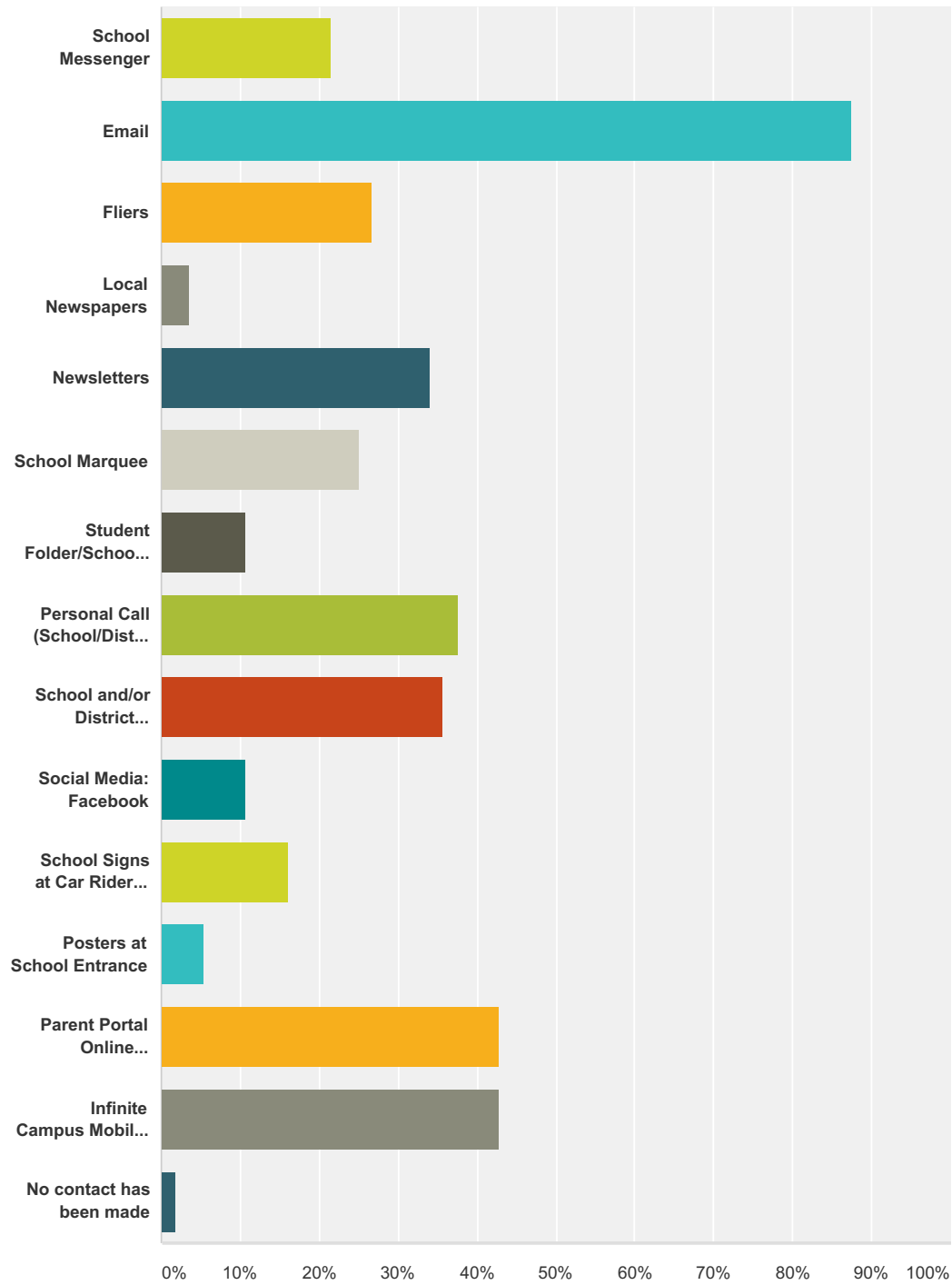
Answered: 55 Skipped: 1



Answer Choices	Responses	
Strongly Agree	36.36%	20
Agree	45.45%	25
Disagree	7.27%	4
Strongly Disagree	10.91%	6
<b>Total</b>		<b>55</b>

**Q6 I have received information from my school in the following ways: (Check all that apply):**

Answered: 56 Skipped: 0



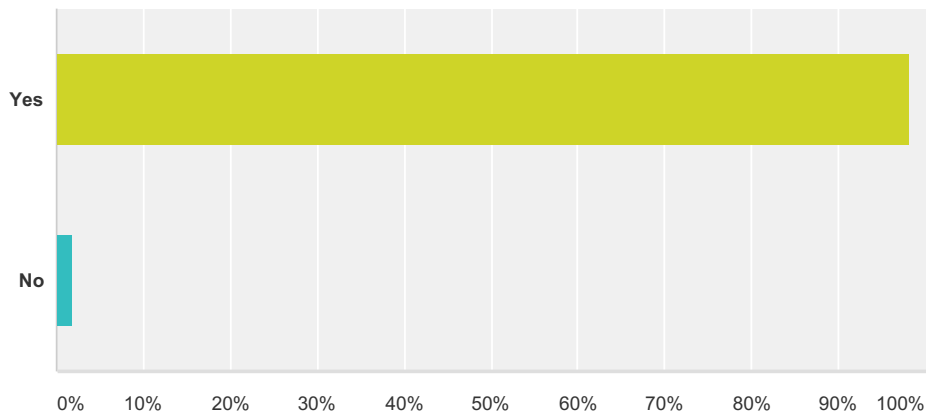
Answer Choices	Responses
School Messenger	21.43% 12



Email	87.50%	49
Fliers	26.79%	15
Local Newspapers	3.57%	2
Newsletters	33.93%	19
School Marquee	25.00%	14
Student Folder/School Agenda	10.71%	6
Personal Call (School/District Staff)	37.50%	21
School and/or District Website	35.71%	20
Social Media: Facebook	10.71%	6
School Signs at Car Rider Line	16.07%	9
Posters at School Entrance	5.36%	3
Parent Portal Online (Infinite Campus)	42.86%	24
Infinite Campus Mobile Portal App	42.86%	24
No contact has been made	1.79%	1
<b>Total Respondents: 56</b>		

### Q7 Is English the best language for schools to communicate with you?

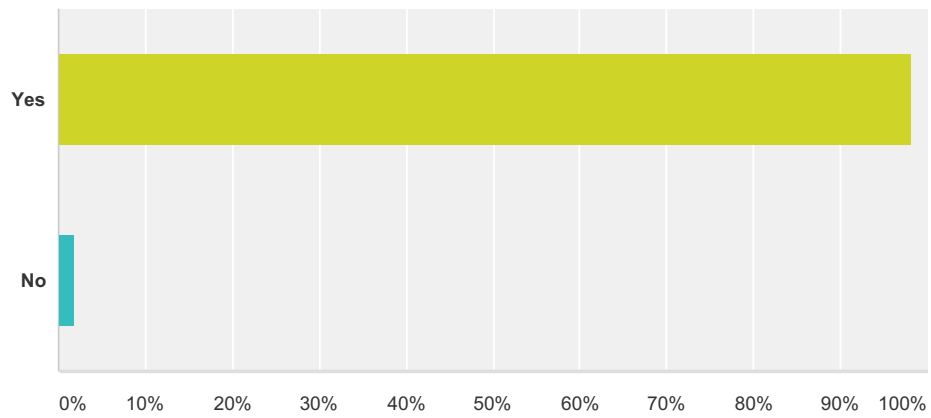
Answered: 56 Skipped: 0



Answer Choices	Responses
Yes	98.21% 55
No	1.79% 1
<b>Total</b>	<b>56</b>

### Q8 Do you understand your child's report cards, progress reports, and test scores?

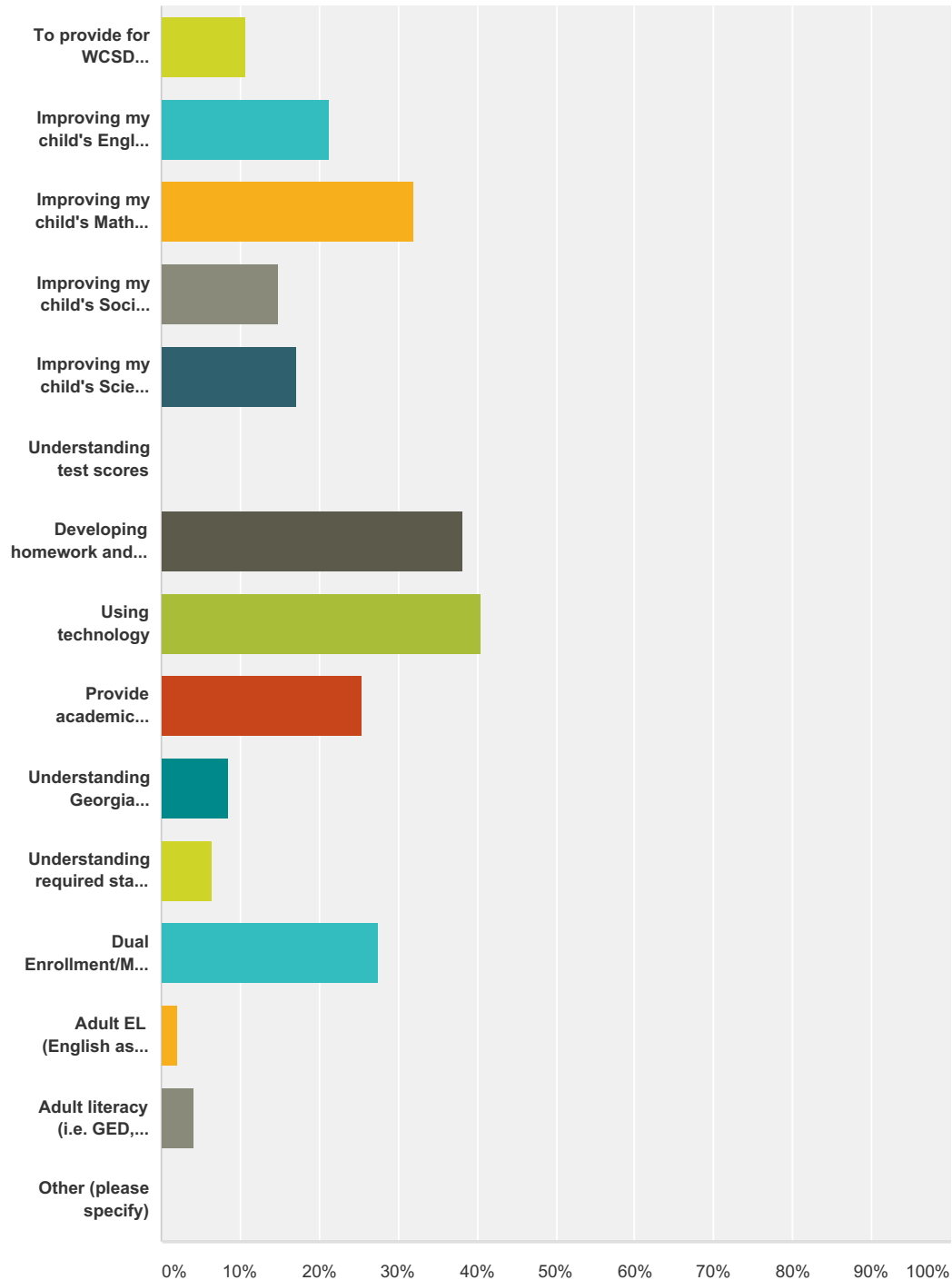
Answered: 56 Skipped: 0



Answer Choices	Responses
Yes	98.21% 55
No	1.79% 1
<b>Total</b>	<b>56</b>

**Q9 I would like parent engagement funds (if available) to be used to provide the following trainings/programs at my child's school. (Check all that apply):**

Answered: 47 Skipped: 9

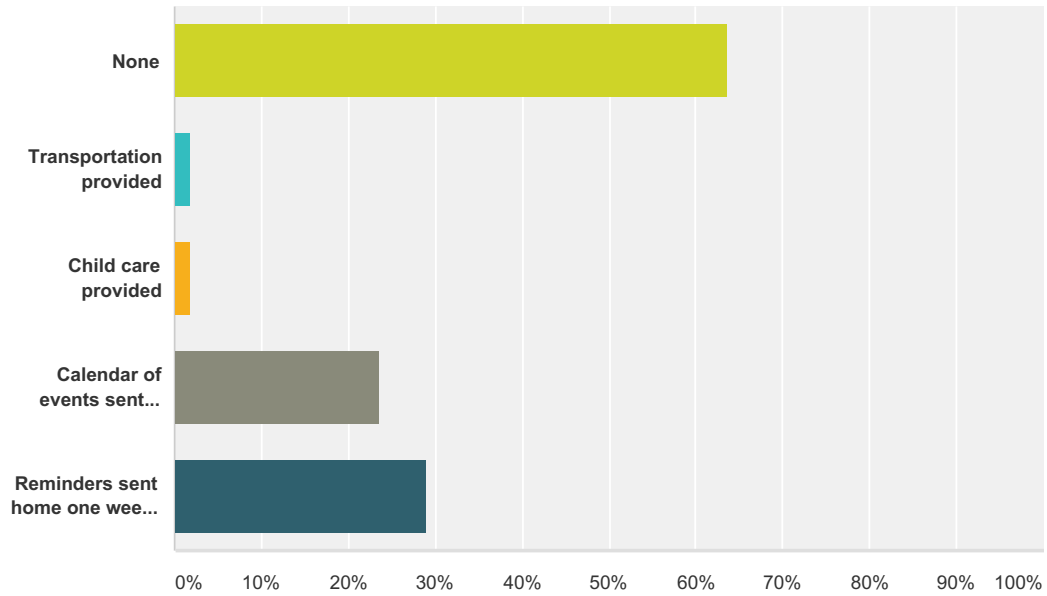


Answer Choices	Responses
To provide for WCSD Parent:Family Engagement Coordinator	10.64% 5

Improving my child's English Language Arts skills	21.28%	10
Improving my child's Math skills	31.91%	15
Improving my child's Social Studies skills	14.89%	7
Improving my child's Science skills	17.02%	8
Understanding test scores	0.00%	0
Developing homework and study habits	38.30%	18
Using technology	40.43%	19
Provide academic materials for parents to use with their student in the home	25.53%	12
Understanding Georgia Standards of Excellence (English Language Arts, Math, Science and Social Studies)	8.51%	4
Understanding required state assessments (GA Milestones, End of Grade and End of Course assessments)	6.38%	3
Dual Enrollment/Move On When Ready	27.66%	13
Adult EL (English as Second Language)	2.13%	1
Adult literacy (i.e. GED, beginning reading, math, etc.)	4.26%	2
Other (please specify)	0.00%	0
<b>Total Respondents: 47</b>		

**Q10 I will need the following assistance for me to participate in school events and Title I Program sponsored activities.(Check all that apply):**

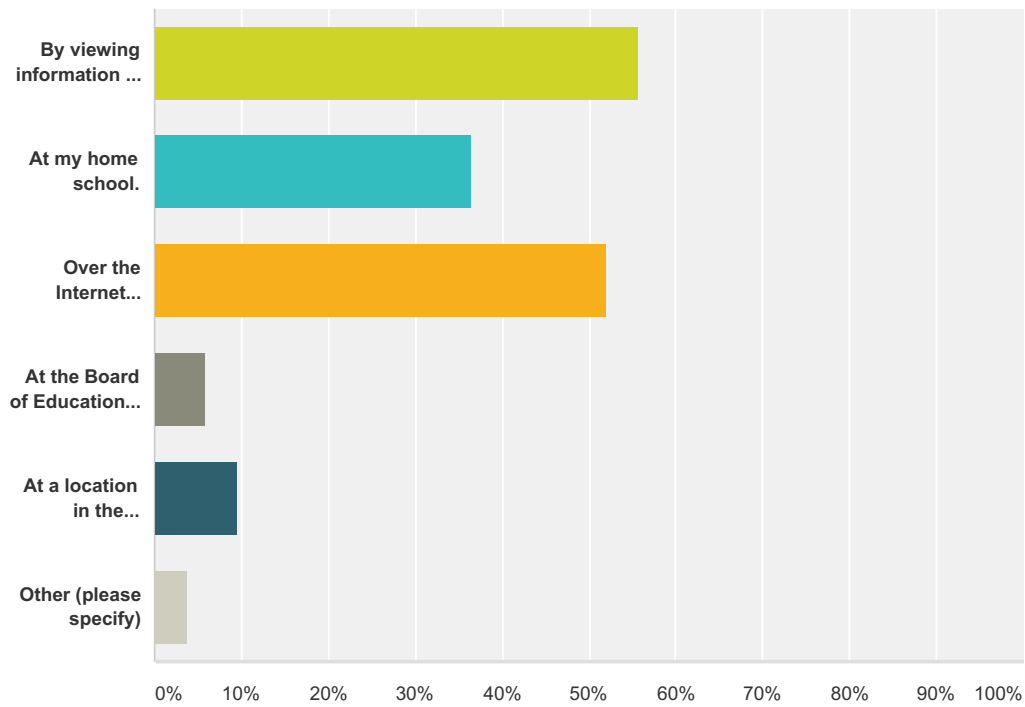
Answered: 55 Skipped: 1



Answer Choices	Responses
None	63.64% 35
Transportation provided	1.82% 1
Child care provided	1.82% 1
Calendar of events sent home regularly	23.64% 13
Reminders sent home one week before the event	29.09% 16
<b>Total Respondents: 55</b>	

### Q11 I prefer to attend parent trainings: (Check all that apply):

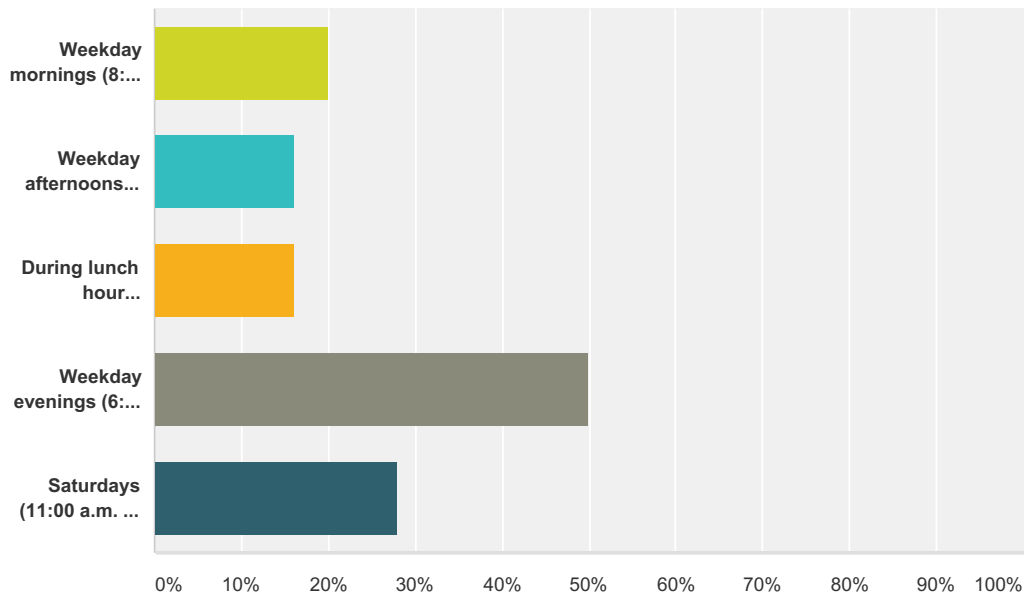
Answered: 52 Skipped: 4



Answer Choices	Responses
By viewing information on the district website.	55.77% 29
At my home school.	36.54% 19
Over the Internet (streaming/video)	51.92% 27
At the Board of Education training rooms.	5.77% 3
At a location in the community (church, community center, etc.)	9.62% 5
Other (please specify)	3.85% 2
<b>Total Respondents: 52</b>	

### Q12 I prefer to attend parent trainings at these times: (Check all that apply):

Answered: 50 Skipped: 6

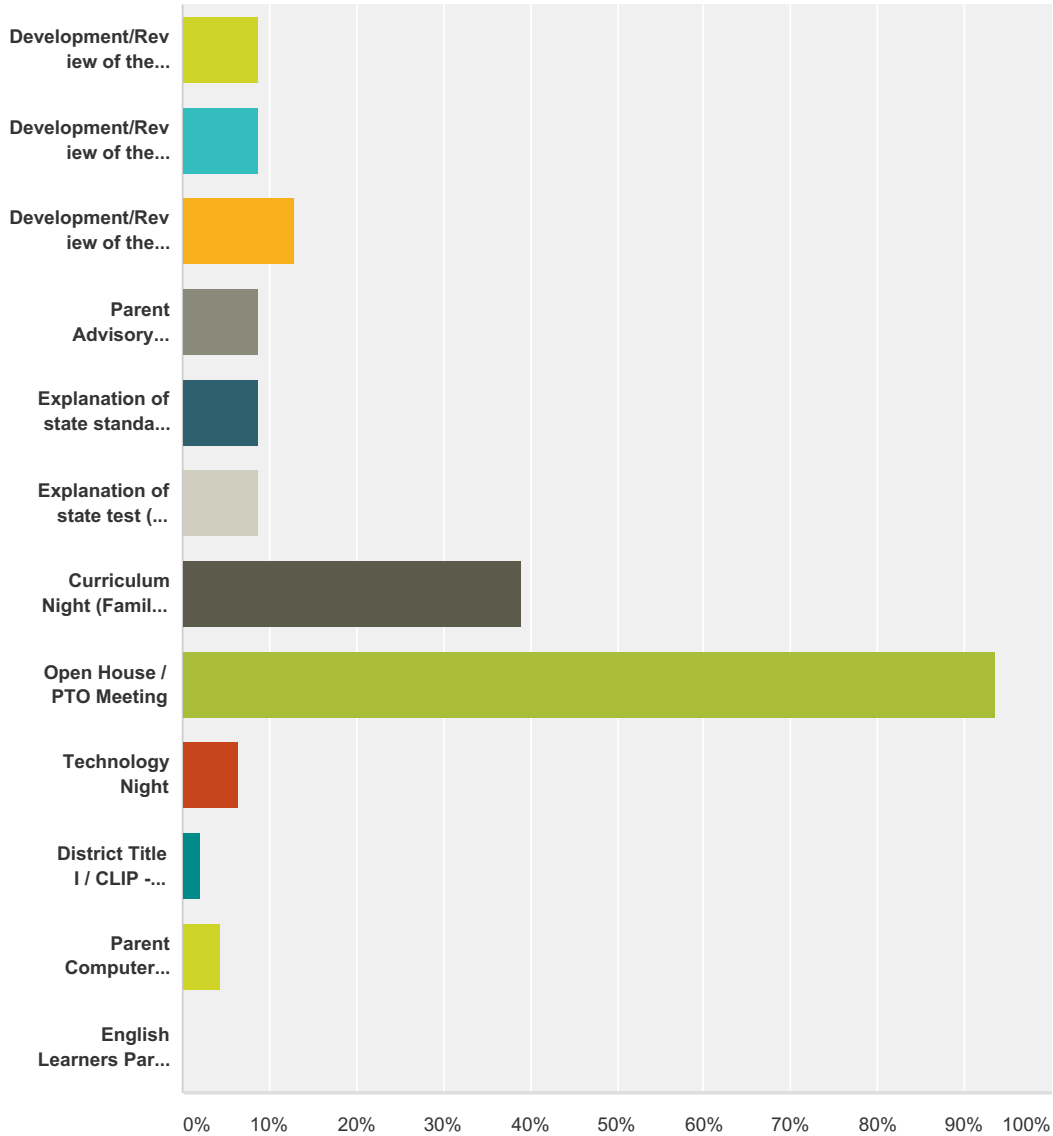


Answer Choices	Responses
Weekday mornings (8:00 a.m. to 12:00 p.m.)	20.00% 10
Weekday afternoons (1:00 p.m. to 4:00 p.m.)	16.00% 8
During lunch hour (Lunch-N-Learn with your child)	16.00% 8
Weekday evenings (6:00 p.m. to 9:00 p.m.)	50.00% 25
Saturdays (11:00 a.m. to 2:00 p.m.)	28.00% 14
<b>Total Respondents: 50</b>	



**Q13 I participated in and/or attended the following school activities this year. (Check all that apply):**

Answered: 46 Skipped: 10

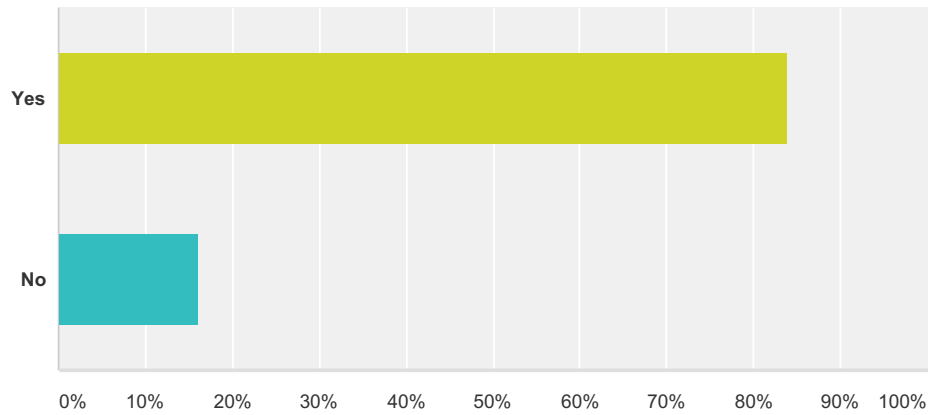


Answer Choices	Responses
Development/Review of the Parental Involvement Plan	8.70% 4
Development/Review of the School Parent Compact	8.70% 4
Development/Review of the Title I Program Plan/Evaluation and School Improvement Plan	13.04% 6
Parent Advisory Committees/Councils/School Governance Team	8.70% 4
Explanation of state standards and school curriculum (GA Standards of Excellence)	8.70% 4
Explanation of state test (GA Milestones, End of Grade, End of Course Test, ACCESS Test, GKIDS)	8.70% 4

Curriculum Night (Family Reading / Math Night, Science or Social Studies)	39.13%	18
Open House / PTO Meeting	93.48%	43
Technology Night	6.52%	3
District Title I / CLIP - Comprehensive LEA (District) Implementation Planning Meeting (CLIP)	2.17%	1
Parent Computer Classes/Workshops	4.35%	2
English Learners Parent Orientation	0.00%	0
<b>Total Respondents: 46</b>		

### Q14 Do you think that all children in your child's school have the same opportunity to learn and succeed?

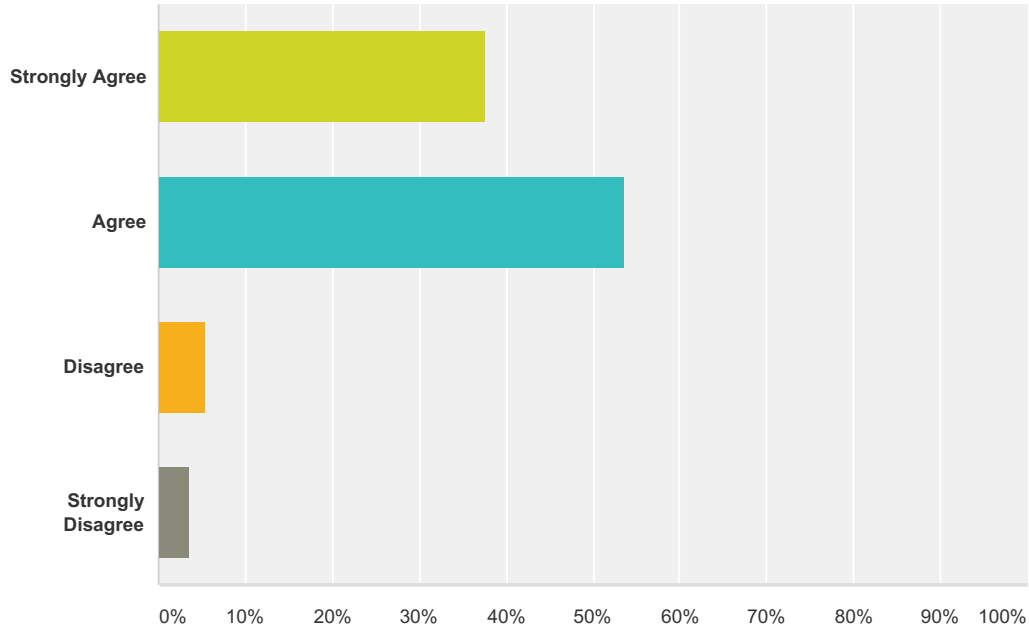
Answered: 56 Skipped: 0



Answer Choices	Responses
Yes	83.93% 47
No	16.07% 9
<b>Total</b>	<b>56</b>

**Q15 Walton County School System provides every student equal access to experienced, highly qualified (certified in the area in which they are teaching) teachers.**

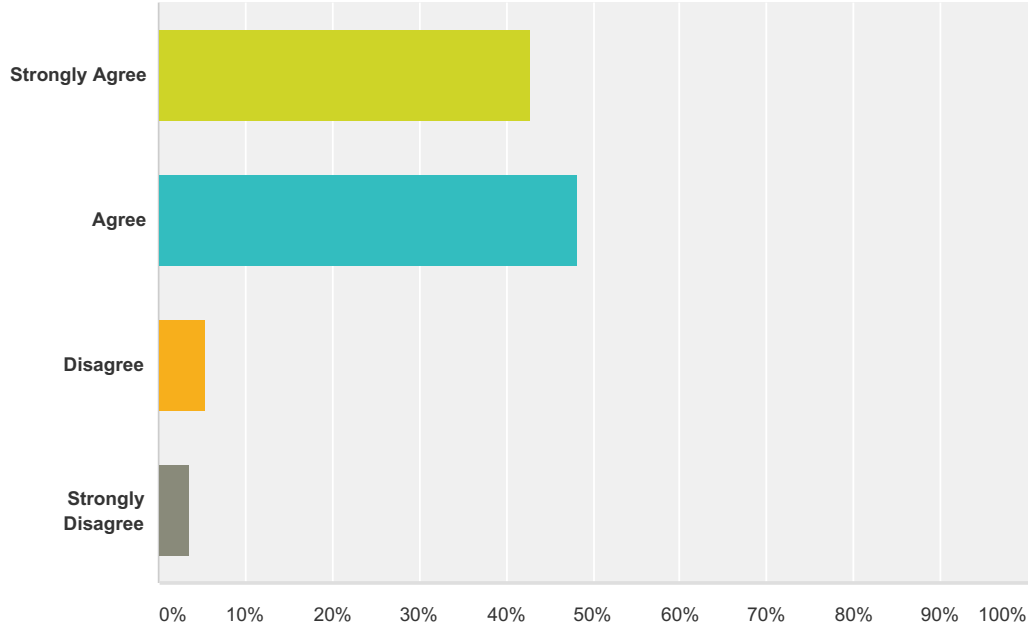
Answered: 56 Skipped: 0



Answer Choices	Responses	
Strongly Agree	37.50%	21
Agree	53.57%	30
Disagree	5.36%	3
Strongly Disagree	3.57%	2
<b>Total</b>		<b>56</b>

**Q16 The staff at my child's school is responsive and helpful when we discuss my child's academic progress.**

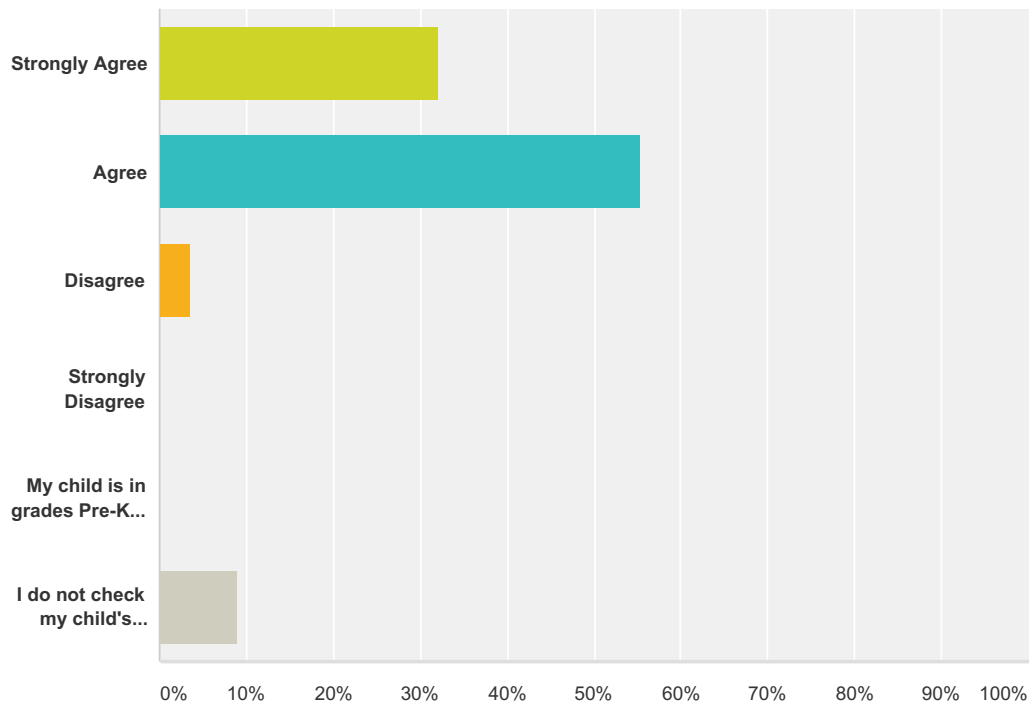
Answered: 56 Skipped: 0



Answer Choices	Responses	
Strongly Agree	42.86%	24
Agree	48.21%	27
Disagree	5.36%	3
Strongly Disagree	3.57%	2
<b>Total</b>		<b>56</b>

### Q17 My child's teachers regularly update grades in the parent portal.

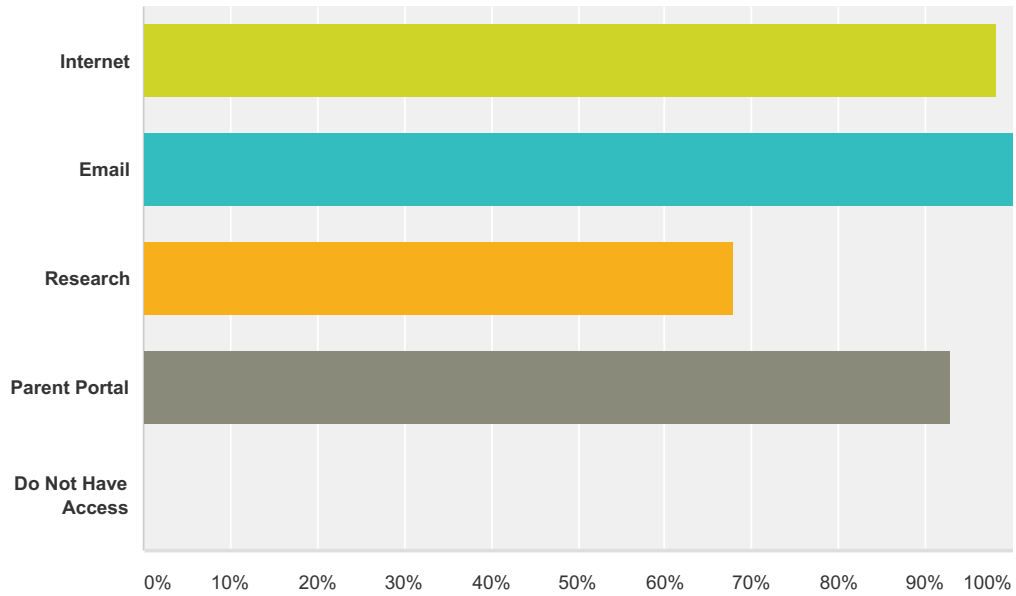
Answered: 56 Skipped: 0



Answer Choices	Responses
Strongly Agree	32.14% 18
Agree	55.36% 31
Disagree	3.57% 2
Strongly Disagree	0.00% 0
My child is in grades Pre-K - 3.	0.00% 0
I do not check my child's grades electronically (online or using an app).	8.93% 5
<b>Total</b>	<b>56</b>

**Q18 I have access to devices (phone, computer, eReader, iPad, Kindle, etc.) to make use of the following (Check all that apply):**

Answered: 56 Skipped: 0



Answer Choices	Responses
Internet	98.21% 55
Email	100.00% 56
Research	67.86% 38
Parent Portal	92.86% 52
Do Not Have Access	0.00% 0
<b>Total Respondents: 56</b>	

**Q19 OPTIONAL: What would you most like to see improved within the Walton County School System?**

Answered: 18 Skipped: 38



## Q20 Optional: Please share your contact information.

Answered: 14 Skipped: 42

Answer Choices	Responses
Name:	92.86% 13
Phone Number:	85.71% 12
Email Address	100.00% 14